

# Sanivite



Ideally suited for a kitchen or a pantry with four inlets.



5 m  
50 m



BYCref: 0053364



## PRODUCT BENEFITS

- Ideally suited for a kitchen or pantry.
- Low level switch-on.
- Carbon filter included.
- 4 inlets available.

## CONNECTIONS

← Discharge diameter ext.: 32 mm

→ External inlet diameter: 40 mm

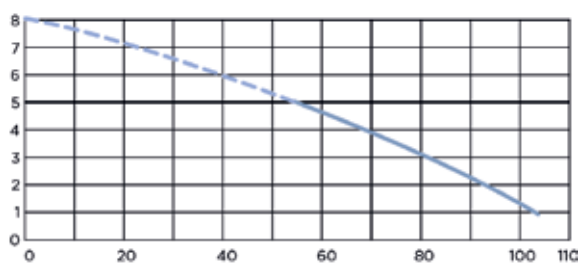


## PACKAGING

Sanivite, non-return valve, connectors, activated carbon filter included to neutralise odours

## CURVE

Discharge height (m)



Flow rate (l/min)

## TECHNICAL FEATURES

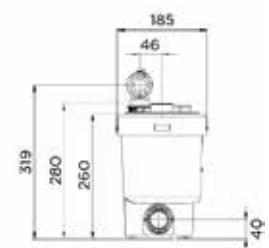
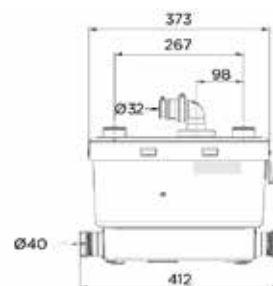
Number of entries	4
External inlet diameter	40 mm
Discharge diameter ext.	32 mm
Min. shower tray height	15 cm
Max. incoming temperature	60°C intermittently (max. 5 min)
Voltage - Frequency	220-240 V - 50-60 Hz
Motor power	400 W
IP Rating	IP44
Electrical class	I
Identification and logistics	
Gross weight	6.2 kg
Factory code	SVSTD

## OPTIONAL

**Sanialarm**  
Factory code : ALARM  
See pg. 19



## DIMENSIONS



Dimensions (mm)